

SOCIAL DISTANCING AND BED POSITION FOR RESIDENTIAL AND CONGREGATE SETTINGS

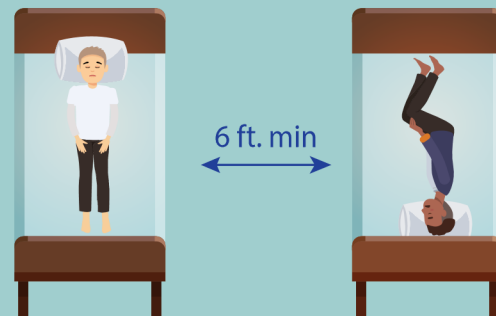
Social Distancing

involves establishing ways to increase physical distance between individuals in settings where people commonly come into close contact with one another. Due to close proximity of staff and residents, residential and congregate settings can be vulnerable to the spread of COVID-19.

To ensure the safety of patients in residential and congregate settings and reduce the spread of COVID-19 transmission, below are instructions for bed positioning on all open sides of bed.

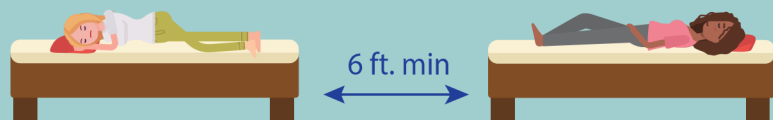
For single beds positioned next to each other (side-to-side):

- At least 6 feet apart AND patient's laying position is head to toe



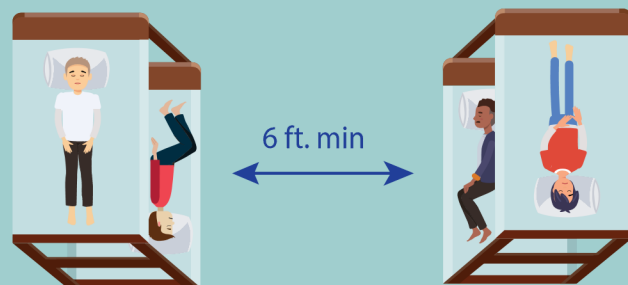
For beds positioned across from one another (end-to-end)

- Feet of beds are at least 6 feet apart AND patient's laying position is toe to toe.



For bunkbeds that are positioned next to each other or across from one another:


- Position beds at least 6 feet apart.
- Ensure the patient's laying position is head to toe **on each separate bunk bed**, so positioning allows for the least transmission risk as possible. This includes laying position that is head to toe with adjacent bunks.



Placement When Positioning Beds 6 feet or more is NOT Possible:

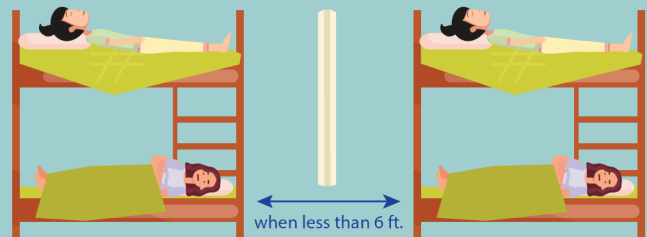
For single beds:

- Position beds at least 3 feet apart.
- Consider placing partitions (e.g., nailing string from wall-to-wall and hanging sheets or blanket, using dressers or cardboard boxes as a barrier, etc) between beds.
- Ensure patient's laying position is head to toe.



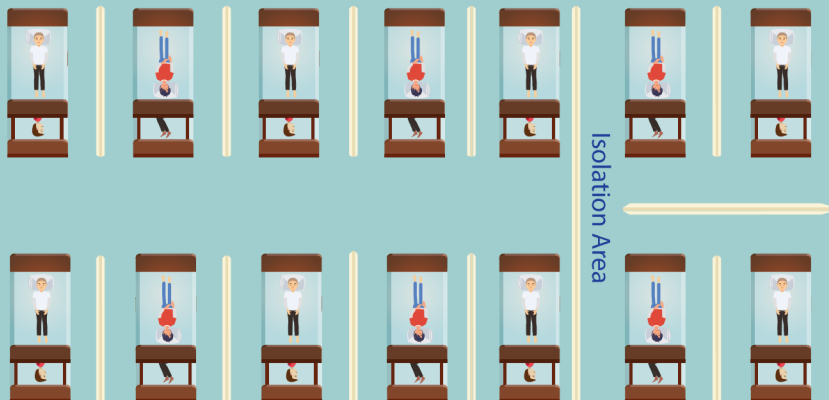
For bunkbeds:

- Position beds at least 3 feet apart.
- Consider placing partitions (e.g., nailing string from wall-to-wall and hanging sheets or blanket, using dressers or cardboard boxes as a barrier, etc) between beds.
- Ensure the patient's laying position is head to toe on **each separate bunk bed**, including positioned head to toe on adjacent bunks.



For rooms with more than 10 beds:

- Include partitions to separate beds to the fullest extent possible.



IMPORTANT!

If patient has been diagnosed with or shows symptoms of COVID-19 (e.g., fever, cough, shortness of breath), follow specific guidance available on DPH coronavirus website to appropriately isolate individuals and prevent intermingling with non-symptomatic individuals. This includes having clear signs indicating when people are entering and leaving isolation areas, requiring that symptomatic individuals wear surgical masks when leaving isolation areas, having separate bathrooms and meal areas, maximally separating or partitioning sleeping and common areas, and taking appropriate cleaning and disinfecting precautions.

